


IP68



● SP13 & SP21 IP68 Threaded coupling



★ Each side can be male or female contact

Material and spec

Coupling	Threaded coupling		
Shell material	Nylon66, fire resistance : V-0		
Insert material	PPS max temperature 260 °C		
Contact material	Brass with gold plating		
Termination		SP21:solder	
Cable outer diameter range		SP21 I: 4.5-7mm	II:7-12mm
IP rating	IP68		
Mating cycle	>500		
Temperature range	-25°C ~ +85°C		
Insulation resistance MΩ	2000		

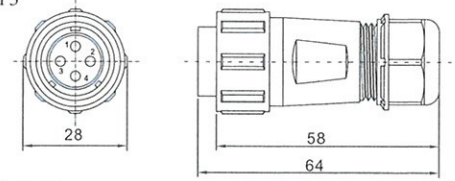
SP21 Series IP68



SP2110 / P — SP2110 / S

**Cable connector**

Mate with SP2111, SP2112, SP2113



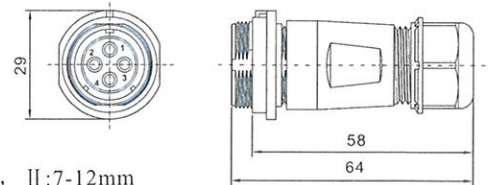
Cable outer diameter: I : 4-7mm, II : 7-12mm  
Number of contact: 2. 3. 4. 5. 5B. 7. 9. 12




SP2111 / P — SP2111 / S

**In-line cable connector**

Mate with SP2110



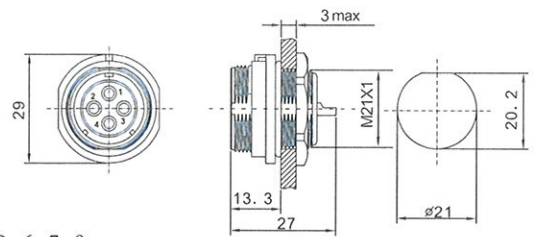
Cable outer diameter: I : 4-7mm, II : 7-12mm  
Number of contact: 2. 3. 4. 5. 5B. 7. 9. 12




SP2112 / P — SP2112 / S

**Front mount**

Mate with SP2110



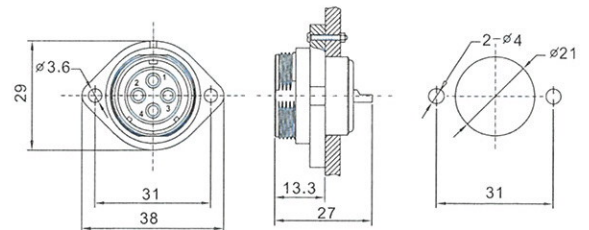
Number of contact: 2. 3. 4. 5. 5B. 6. 7. 9



SP2113 / P — SP2113 / S

**2-hole flange**

Mate with SP2110



**Contact arrangement and spec**

Number of contact	2	3	4	5	5B	7	9	12
Male contact face view								
Rated current (A)	30A	30A	30A	30A	5A, 30A	15A	5A	5A
Contact diameter	∅3X2	∅3X3	∅3X4	∅3X5	∅1X3 ∅3X2	∅2X7	∅1X9	∅1X12
Termination	solder / screw	solder / screw	solder / screw	solder / screw	solder / screw	solder	solder	solder
Rated voltage (AC.V)	500V	500V	500V	500V	500V	500V	500V	400V
Test voltage(AC.V) 1 min	1500V	1500V	1500V	1500V	1500V	1500V	1500V	1200V
Contact resistance mΩ	1	1	1	1	5, 1	2.5	5	5
Wire size mm <sup>2</sup> /AWG	≤4.17/11	≤4.17/11	≤4.17/11	≤4.17/11	≤0.785/18 ≤4.17/11	≤2/14	≤0.785/18	≤0.785/18